








TRADING PRIMER

Overview

Quick Recap Of The Basics | Thorough Study Of The Concepts
| Technicals & Options

Programme Highlights

-  **One-on-one instructor support**
-  **1- year subscription period**
-  **Live market webinars**
-  **Self-Assessment Tests to build confidence**
-  **Real-time setups and case studies**
-  **Downloadable resources**
-  **Access to our exclusive community**

Technical Tools for Swing Trading

1. Preliminary Session

- 1.1. Introduction to swing
- 1.2. Need of education
- 1.3. How to learn

2. Support & Resistance - Price Action

- 2.1. Price Action - Horizontal Line
- 2.2. Trendline
- 2.3. Role Reversal
- 2.4. Combination of tool
- 2.5. Support Band & Resistance Band
- 2.6. Bull Trap
- 2.7. Bear Trap

3. Trend

- 3.1. Trend (Impulse & Corrective)
- 3.2. Stages of Trend
- 3.3. Higher High

4. Candle Pattern

- 4.1. Candlesticks Glass and strong support
- 4.2. Bullish and bearish reversal family
- 4.3. Hammer
- 4.4. Shooting Star
- 4.5. Bullish Engulfing
- 4.6. Bearish engulfing

- 4.7. Piercing Line
- 4.8. DCC
- 4.9. Bullish Harami
- 4.10. Bearish Harami
- 4.11. Morning Star
- 4.12. Evening Star

5. Fibonacci

- 5.1. Fibonacci
- 5.2. Fibonacci Retracement
- 5.3. Fibonacci Extension

6. Moving Average

- 6.1. Moving Average
- 6.2. Property of Moving Average
- 6.3. Functionality of Moving Average

7. Top Down Approach

- 7.1. Top Down Approach

8. Oscillator

- 8.1. Oscillator
- 8.2. MACD
- 8.3. RSI

Intraday Option Trading

1. Basics of Intraday

- 1.1. Day trading
- 1.2. Types of day trading

2. Time Frame

- 2.1. Analysing the right time frame
- 2.2. Trading higher time frame
- 2.3. High probability trading time
- 2.4. Eliminating noise in day trading

3. Candlesticks

4. Support & Resistance

- 4.1. Support band
- 4.2. Resistance band

5. Trend

- 5.1. Defining trend for day trading
- 5.2. Identifying corrective
- 5.3. Identifying impulse

6. Trendline & Channel

- 6.1. Trendline upward and downward sloping
- 6.2. Trend channel upward and downward sloping

7. Moving Averages

8. Trading Gaps

9. Bollinger Band

10. Stock Selection

11. RSI Divergence

12. Opening Range Breakout

- 12.1. Opening range breakout
15 min bullish
- 12.2. Opening range breakout
15 min bearish

13. Case Study

- 13.1. Case study 3: MMA 5 min
bullish crossover
- 13.2. Case study 4: MMA 5 min
bearish crossover
- 13.3. Case study 5: MMA 15 min
bullish crossover
- 13.4. Case study 6: MMA 15 min
bearish crossover
- 13.5. Case study 7: Bollinger band
and 15 min support
- 13.6. Case study 8: Bollinger band
and 15 min resistance

Options Trading & Writing

1. Basics of Options

- 1.1. Introduction of Derivatives
- 1.2. Introduction of Options
- 1.3. Options Buying
- 1.4. Rights of Option Buyer
- 1.5. Use of Options & Derivatives
- 1.6. Options Moneyness
- 1.7. Options Premium Valuation
- 1.8. Intrinsic Value

2. Important Tools in Options

- 2.1. Greek King Delta
- 2.2. India Vix
- 2.3. Open Interest
- 2.4. Open Interest Interpretation
- 2.5. Options Chain
- 2.6. PCR
- 2.7. Delta & Moneyness values
- 2.8. Delta Add up effects
- 2.9. Options Writing

3. Options Strategy

1. Long Call
2. Long Put
3. Short Call
4. Short Put
5. Straddle
6. Strangle
7. Put Call Parity
8. Covered Call
9. Covered Put



LIVE WEBINAR

Swing & Positional Trading Monday | 2pm to 3pm

- Ø In-depth analysis with price action and chart pattern
- Ø Integration of various technical tools
- Ø Strength analysis and momentum trading
- Ø Sector rotation analysis and position sizing
- Ø Risk Management

Technical Analysis Tuesday | 10am to 11am

- Ø Index, Futures and Options
- Ø How to set target & stop loss?
- Ø Real-life example of scripts showing

Intraday Trading Wednesday | 9am to 10am

- Ø Identifying the type of price action as up, down, or sideways
- Ø Defining trading rules to trade as per market conditions
- Ø Defining momentum and retracement trading set up with price action and indicators
- Ø How to set entry, stop loss, and targets
- Ø Trade management rules and techniques

Options Trading Thursday | 4pm to 5pm

- Ø Market Analysis
- Ø Trade Plan
- Ø Options Strategies
- Ø Understanding The Risk
- Ø Combining Technical and option for trade set up

Weekly Live Webinar Friday | 2pm to 3pm

- Ø Index Overview
- Ø Swing Trade Setup
- Ø Indicator & Strategies

Exclusive Webinar Sunday | 11am to 12pm

- Ø Trade Set Up & Open Interest Build Up
- Ø Trade Setup & Economic Environment
- Ø Trade Set Up & Scanning For Opportunities
- Ø Trade Set Up & Higher Time Frame Candle Stick Analysis
- Ø Trade Set Up & multiple Moving Averages
- Ø Trade Set Up & Mechanical Indicators Trading
- Ø Trade Set Up & Fibonacci Studies and Fibonacci Confluence
- Ø Trade Set Up & a Trading Mind
- Ø Trade Set Up and Global Top Down Approach
- Ø Trade Set Up & Band Trading Indicators and System



OUR INSTRUCTORS

Hitesh Chotalia



An industry veteran with over two and half decades of experience, Hitesh has had a successful career as a Technical Analyst & Market Strategist across top tier firms, across Retail and institutional broking, Including Chi Investment Research & Global Markets, Cantrum Broking, ShareKhan and Motilal Oswal. Having developed in depth product expertise, Hitesh has effectively developed courses in the domain of Trading & Investing across multiple delivery platforms. He is the Head of Education at Finlearn Academy since inception.

Kapil Shah




A reputed professional, Kapil has amassed a decade's experience across multiple roles in Sell-Side firms including ICICI Securities, ShareKhan, IDBI Capital and Choice Broking. A highly sought after Technical Analyst, Kapil has successfully combined his skills in designing and delivering Investing & Trading courses across delivery platforms. A resident Technical Analyst at Emkay Global, Kapil divides his time, conducting online courses at the FinLear Academy and advising clients.

Pratik Sawant



With a degree of MBA in marketing and background in Computer Science, Pratik comes in-depth knowledge of strategy creation and back testing strategies with draw down and profit curve. In his previous assignments, Pratik has worked with Reliable Software and Spider Software .



ASSESSMENTS TO BUILD CONFIDENCE

Swim up your learning curve, take our assessments to strengthen your learnings for a variety of market conditions and build confidence along the way!

HERE'S WHAT OUR GRADS FEEL



Tejpal Singh Narula

Galtiyan se he sikhte hain. Abhi tak seekh hi rahe hain. Thank you so much to FinLearn Academy ki aaj kafi decision sahi hote hai trade ke. Warna I used to do trading on a somebody's call basis. One time I lost almost 10L. On commodity as well as equity. Now I make my own decisions. Combined his skills in designing and delivering Investing & Trading courses across delivery platforms. A resident Technical Analyst at Emkay Global, Kapil divides his time, conducting online courses at the FinLearn Academy and advising clients.



Nahida Mahadik

Hello. Good Morning sir.. he trades mi Kal complete zhala.. EmTrade Pro moderate chya Indicatorene.. trail la ekuch lot ghetla hota. Ha profit zhala. Thanks to FinLearn Academy.



Abhishek

This quiz to practice the trading concepts really blew my mind. Thanks to all the mentors and FinLearn Academy.



Sachin

Today I attended the webinar conducted by Pratik sir. I really appreciate FinLearn Academy's approach and dedication towards students who want to learn the market, and the handholding is really very impressive. Thank you.



Jyoti Dutta

A very good initiative to bring all the students together. This will help everyone to learn from each other. Thank you FinLearn Academy and all their staff, who are working very hard during this pandemic for making sure that our learning is happening



Madhur Shroff

Along with Trendlines & resistance, support zones, please observe MMA as well. (Multiple timeframes MMA 9 in the trending market) can give you an idea of resistance and support that can hold or be broken. Thanks! Thanks to Hitesh Sir & FinLearn for teaching this.

Why FinLearn Academy

Our Mission

You should be responsible for your wins & losses. We believe in a world that is bereft of recommendations & advisory calls, with complete independence in your decision making, with the right education & tools.

Education + Application

Teaching you in a static environment, without going through the concepts under market conditions is like going towards without adequate ammunition. Our aim is simple, to arm you with the right tools so you're best prepared facing the markets.

Strong Advisory Board

We're guided by a board with combined experience in the markets of over 5 decades, in all aspects of Equities. Been there and done that!

Our Rich Legacy

We're owned by a full service brokerage house, Emkay Global Financial Services. We leverage their capabilities in all aspects of Technology, Trading & Broking, bringing to you best in class, award winning

